



A. Single species, single provenance plots



Local




2050 (Match)




2080 (Match)


B. Single species, mixed provenance plots



50:50 mix









75:25 mix



Equal mix of all
3 provenances

C. Mixed species, mixed provenance plots



-  Ash (local)
-  Ash (2080 match)
-  Oak (local)
-  Oak (2080 match)
-  Wild Cherry (local)
-  Wild Cherry (2080 match)