



25-year projection of timber availability in the Scottish Borders Council Area (2022)

NFI Forecast Report

Summary

This report provides a detailed picture of the 25-year forecast of timber availability in the Scottish Borders Council Areas. These estimates are a subset of those published as part of the 25-year forecast estimates presented in the National Forest Inventory (NFI) *25-year forecast of softwood timber availability (2022)*. NFI reports are published at [National Forest Inventory - Forest Research](#).

CONTENTS

Approach.....	2
25-year forecast of timber availability	4
Results.....	6
Results for the Scottish Borders Council Area	8
NFI national reports and papers	12
Glossary.....	13

Maps

Map 1 Scottish Borders	8
-------------------------------------	---

Figures

Figure 1 Summary of 25-year forecast of annual softwood timber availability – Scottish Borders.....	9
Figure 2 Cumulative softwood timber availability over the 25-year forecast – Scottish Borders.....	10

Tables

Table 1 Summary of stocked area 31 March 2021 – Scottish Borders.....	8
Table 2 Summary of 25-year forecast of average annual timber availability – Scottish Borders.....	10
Table 3 Cumulative timber availability over the 25-year forecast – Scottish Borders.....	11

Approach

The approach taken in the derivation of these results and to be used in their interpretation is described in the full suite of forecast reports which can be found at [National Forest Inventory - Forest Research](#).

The methodology and interpretation underlying the forecast in this report are discussed in the NFI report *25-year forecast of softwood timber availability (2022)* and the *50-year forecast of hardwood timber availability (2014)* which can be referred to for the wider Scotland and Great Britain context.

The estimates reported here are based upon field samples assessed between 2015 and 2020, the results of which have been subjected to rigorous data quality assurance procedures.

25-year forecast of timber availability

Refer to the NFI report *25-year forecast of softwood timber availability (2022)* for a description of the underlying methodology and interpretation of the softwood forecast, and also for the Scotland and GB context.

Refer to the NFI report *50-year forecast of hardwood timber availability (2014)* for a description of the underlying methodology and interpretation of the hardwood forecast, and also for the Scotland and GB context.

The timber availability estimates for Forestry and Land Scotland (FLS) are derived using the harvesting regimes described in the approved land management plans as of 31 March 2020.

The softwood timber availability estimates for the private sector are based on a scenario which assumes conifers are felled at a target diameter. The full description can be found in Appendix A of the NFI report *25-year forecast of softwood timber availability (2022)* which includes a decision tree showing how felling ages are derived. The hardwood timber availability estimates are derived only from those areas where there is evidence of thinning in broadleaves. This is a conservative assumption but more closely reflects current practice than assuming all broadleaved stands will be managed. Those broadleaved stands that are assumed to be subject to future management under this scenario are felled at age of maximum mean annual increment with moderate wind risk measures being taken.

Where standing conifers are already larger than the target diameter (in this context, they are called 'overdue'), the forecast assumes that a proportion will be felled during the forecast period. The prescriptions for handling the overdue can be found in full in Appendix D of the NFI report *25-year forecast of softwood timber availability (2022)*. Where standing broadleaves are already beyond the age of maximum mean annual increment, the forecast assumes that a proportion will be felled during the forecast period. The assumptions can be found in full in the section 'Overdue timber' starting on Page 20 of the NFI report *50-year forecast of hardwood timber availability (2014)*.

Restocking assumptions for conifer stands clearfelled during the forecast period have been implemented that provide for:

- a 20% reduction in the area of conifers on the subsequent rotation of which half is allocated to open space and half is stocked with broadleaved species.

- Land currently clearfelled at the start of the forecast is restocked
- a change in the composition of conifer species on restocking

Restocking assumptions for broadleaved stands clearfelled during the forecast period have been included that provide for:

- No reduction in stocked area
- Like for like species choices
- That 50% of the land associated with the reduction in conifer stocked area after felling of conifers is converted to broadleaved species

A full description of the restocking assumptions can be found in Appendix B of the *NFI 25-year forecast of softwood timber availability (2022)*. The same restocking assumptions have been applied to both the FLS and private sector forecasts. Woodland that is classed as currently clearfelled will be restocked according to the restock prescription.

It should be noted that a small amount of thinning volume arising from restocking is included in the timber availability estimates for later periods of the forecast.

Results

The results presented in this report are estimates of the 25-year forecast of softwood and hardwood availability under the harvesting scenario as described, for the Scottish Borders Council Area.

The convention in this report is to define the year 2021 as starting on 1 April 2020 and ending on 31 March 2021. This convention applies to all forecast years or periods quoted. The forecast reports on five-year cycles of production, starting with 2022-2026.

All volumes are given in cubic metres (m³) overbark standing (obs) and, as in previous forecasts, all volumes available for harvesting include thinnings and fellings. Volumes are presented as average annual volume for each five-year period.

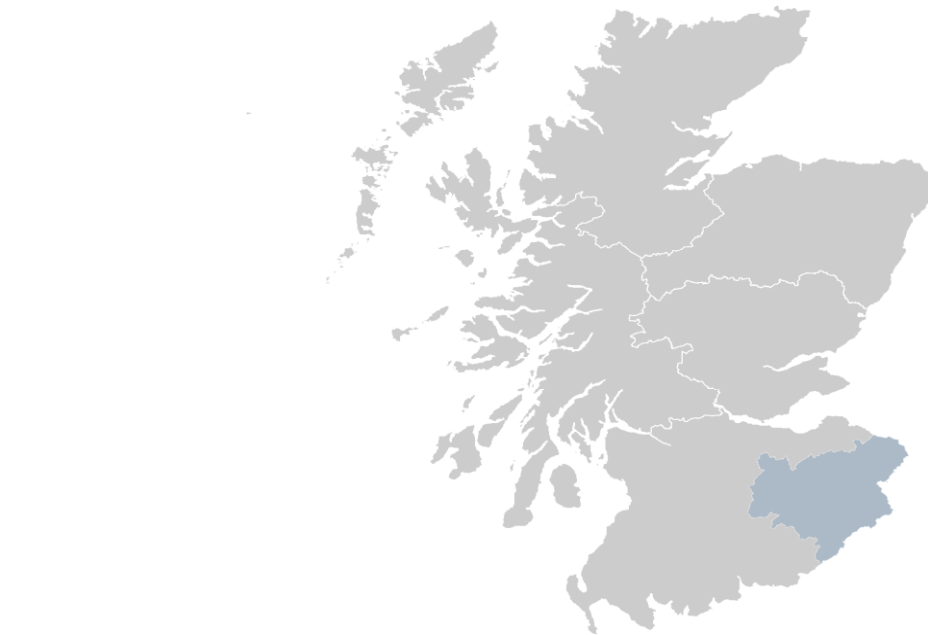
The values in the tables have been independently rounded, so may not add to the totals shown. In some breakdowns of private sector estimates, the estimates in the body of the table may not sum to the quoted total because each individual value, including the total, has been estimated independently.

Sampling standard errors (SE) attached to private sector estimates are expressed in relative terms (%) to the right of the relevant estimate. Due to biological and sampling constraints, for example where there is a very small population of a species within a particular region, the estimates may have a high associated standard error. Since this indicates a high level of uncertainty around those estimates, caution should be used when drawing any conclusions from these values as the estimate may not be representative of the real population. Such estimates have been shown in amber in the tables.

Other than the estimates in Table 1 the estimates are forecast values determined by applying growth and yield models to current assessments.

Results for the Scottish Borders Council Area

Map 1 Scottish Borders



© Crown copyright and database right [2014]. All rights reserved. Ordnance Survey Licence number [100021242]

Table 1 Summary of stocked area 31 March 2021 – Scottish Borders

	FLS	Private sector	Private sector	Total
	area (000 ha)	area (000 ha)	SE%	area (000 ha)
All conifers	18.9	45.4	3	64.3
All broadleaves	17.6	17.3	7	34.9
All species	2.0	63.0	2	65.1

Tables A1 and A2 showing the 25-year forecast broken down by time period, top diameter class and principal species groups can be found in the associated spreadsheet.

Figure 1 Summary of 25-year forecast of annual softwood timber availability – Scottish Borders

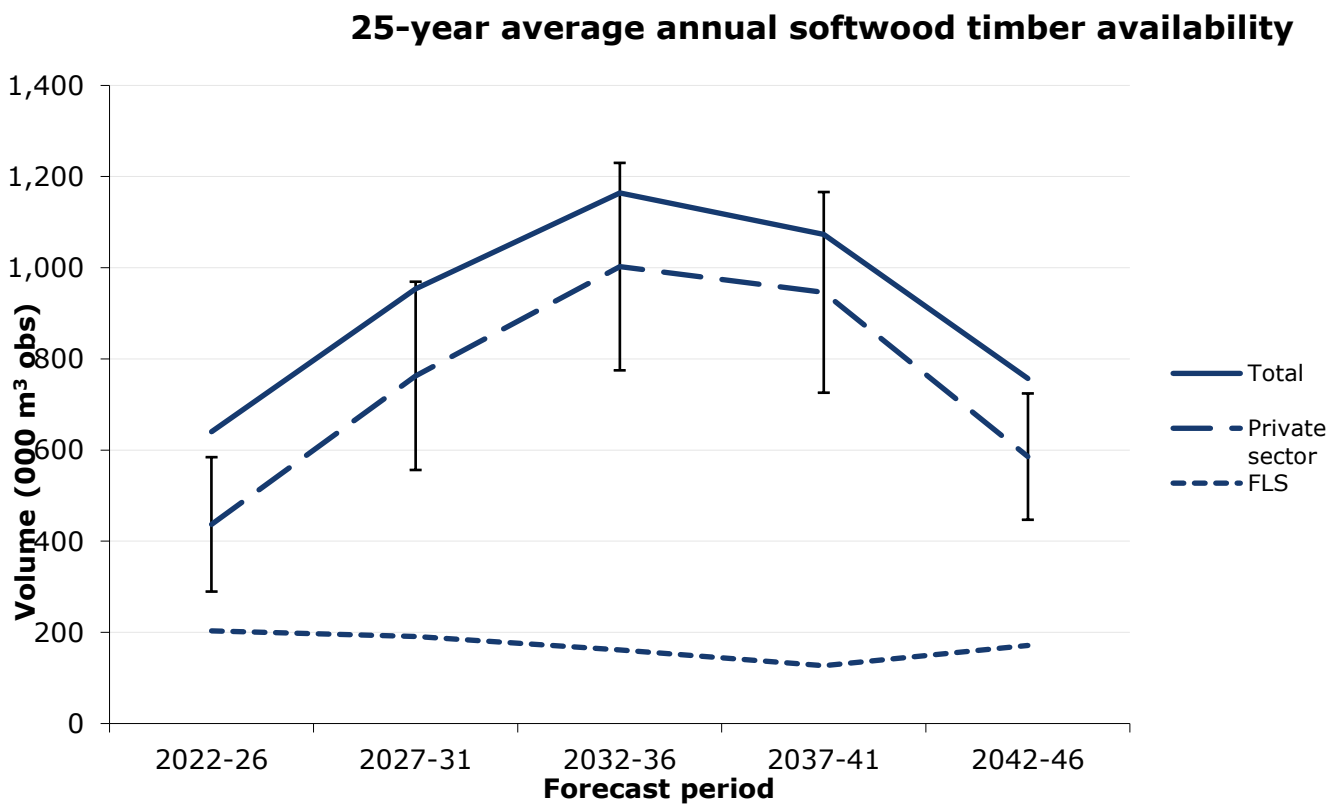


Table 2 Summary of 25-year forecast of average annual timber availability – Scottish Borders

Forecast period	FLS	Private sector	Private sector	Total
	volume (000 m ³ obs)	volume (000 m ³ obs)	SE%	volume (000 m ³ obs)
Softwood				
2022-26	203	437	34	640
2027-31	191	763	27	954
2032-36	162	1,003	23	1,164
2037-41	127	946	23	1,073
2042-46	172	586	24	757
Hardwood				
2022-26	0	33	42	33
2027-31	0	34	40	34
2032-36	0	13	45	13
2037-41	0	15	30	15
2042-46	0	9	17	9
Total				
2022-26	203	472	31	675
2027-31	191	798	26	989
2032-36	162	1,017	22	1,179
2037-41	127	962	23	1,089
2042-46	172	595	23	767

Figure 2 Cumulative softwood timber availability over the 25-year forecast – Scottish Borders

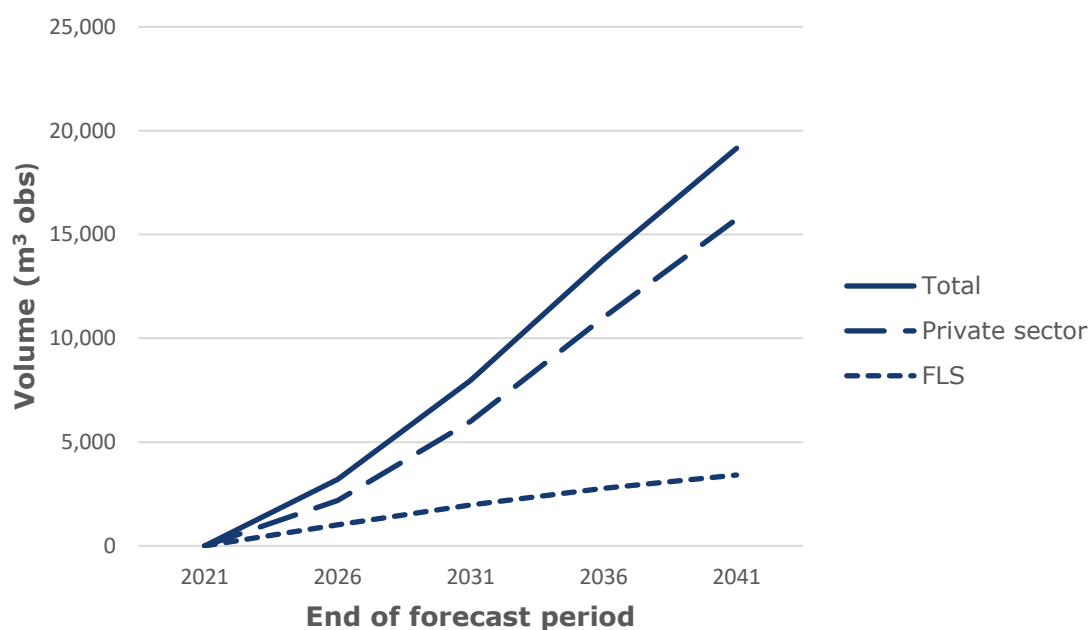


Table 3 Cumulative timber availability over the 25-year forecast – Scottish Borders

Forecast period	FLS	Private sector	Total
	volume (000 m ³ obs)	volume (000 m ³ obs)	volume (000 m ³ obs)
Softwood			
2022-26	1,016	2,185	3,201
2022-31	1,970	5,999	7,970
2022-36	2,779	11,012	13,790
2022-41	3,413	15,742	19,155
2022-46	4,271	18,670	22,942
Hardwood			
2022-26	0	167	167
2022-31	0	338	338
2022-36	0	405	405
2022-41	1	481	481
2022-46	1	527	529
Total			
2022-26	1,016	2,359	3,376
2022-31	1,970	6,351	8,321
2022-36	2,779	11,435	14,214
2022-41	3,414	16,244	19,657
2022-46	4,273	19,220	23,493

NFI national reports and papers

This inventory report is one of a series of publications reporting the outputs of the Forestry Commission National Forest Inventory. It forms part of the 25-year forecast of softwood availability series, which includes the following reports:

- *Standing timber volume for coniferous trees in Britain* (April 2012)
- *25-year forecast of standing coniferous volume and increment* (2012)
- *25-year forecast of softwood timber availability* (July 2012)
- *25-year forecast of softwood timber availability* (2014)
- *25-year forecast of softwood timber availability* (2016)
- *25-year forecast of softwood timber availability* (2022)

Supporting technical documentation for these reports is available in:

- National Forest Inventory survey methodology
- National Forest Inventory forecasts methodology overview
- Interpreting National Forest Inventory timber volume forecasts

The woodland map and areas derived from it can be found in:

- National Forest Inventory woodland area statistics (for Great Britain, England, Scotland and Wales).

Full details are available from the [NFI web pages](#).

The National Forest Inventory supports sustainable forest management in Great Britain. For more information see the [UK Forestry Standard](#) and its supporting Guideline

Glossary

A glossary of terms is presented in section 7 of *NFI 25-year forecast of softwood timber availability (2022)*.

Enquiries relating to this publication should be addressed to:

Lesley Halsall

Forest Information and Statistics

Forest Research

Northern Research Stations

Roslin

Midlothian

EH25 9SY

nfi@forestresearch.gov.uk

Forest Research will consider all requests to make the content of our documents available in alternative formats.

Please send any such requests to: research.info@forestresearch.gov.uk

© Crown copyright 2023